


# DGL-P6328-20W-D 600\*300MM LED Panel Light

Catalog #		Prepared by	LiteHarbor
Project		Date	
Notes			



## 300\*600 LED Panel Light

### Overview

LED panel light is a kind of top grade indoor lighting product which is composed of a number of high-brightness LEDs. Its unique structure design, side view emitting, uniform plane emitting effect which is formed after the light go through the high-transmittance LGP and diffusion plate, good illumination uniformity and soft light which is comfortable but bright, can relief eye fatigue effectively, and prevent radiation. It will not stimulate the skin of pregnant women, elders and children. The lamp design is simple, beautiful and luxurious. It not only has good lighting effects, but also brings a feeling of beauty. It is a new, top grade and fashionable indoor lighting luminaire.

### Features

- 1) Leading LED driver design, overlong lifespan.
- 2) Newest LGP technology, higher luminous efficiency
- 3) Side emitting technology diffuse reflection, uniform and soft light, no glare, no humming, no flare, no direct attention, effectively alleviate eye fatigue, more healthy use.
- 4) Delicate structure design, ultra thin and ultra light.
- 5) Simple, fashionable and elegant appearance.
- 6) Easy installation, can replace the same size of ceiling lights or grille lights.

A      B      C      D

Item No.: DGL-P6328-20W-D

A	Series
DGL-P63	600*300 MM Panel Light

B	LED Chips
28	SMD2835
20	SMD2016
40	SMD4014

C	Wattage
21	21W
20	20W
19	19W



**Liteharbor Lighting Technology Co., Ltd.**

New Industry Area Hecun Danzao Town  
Nanhai Foshan City Guangdong China

TEL: +86-757-8180 8675

FAX: +86-757-8180 8685

E-mail: info@liteharbor.com

Website: www.liteharbor.com

Specifications subject to change w/o notice

Revision: Jan. 2016



PANEL LIGHT

7) No lead, no mercury, energy saving and environment friendly.

### Application

LED panel light is widely used in commercial lighting, residential lighting and communal facilities lighting such as meeting room, office, office building and so on.

### Details

Input: AC100-277V, 50/60Hz

PF: 0.9 / 0.95 / 0.99

Working Temperature: -20℃ - 50℃

IP Grade: IP44

Anti-power level: Class II

LED Chips: SMD2835

LED Q'ty: 60 PCS

Emitting Color: Warm white/Pure white/Cool white

Certifications: UL DLC CE RoHS FCC

50000 Hours Lifetime.

5-Year Limited Warranty.

D	Dimmable
ND	Non-Dimmable
D	Dimmable

Luminous Flux	1600	1700	1800	LM
Luminous Eff	90	95	100	LM/W
CRI	70	70/80	90	Ra

### Package (reference value)

Parameter	Value
Single Package Size	660*330*140 mm
Net Weight	1.66 kg
Gross Weight	2.66 kg
Single Carton size	645*345*300 mm
Quantity /Carton	4 pcs
Total Weight	10.64 kg

### Application Effect



## INSTALLATION INSTRUCTIONS

### 1. The embedded installation:

- ①. Take down the same size of gypsum board, as per picture 1.




Figure 1, take down the gypsum

- ②. Connect the power cord, as per picture 2.

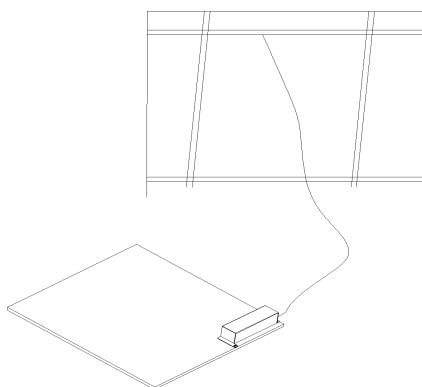


Figure 2, connect the power core

- ③. Put the panel light on the ceiling position, as per picture 3.




Figure 3, put the panel light on the ceiling position.



**Liteharbor Lighting Technology Co., Ltd.**

New Industry Area Hecun Danzao Town

Nanhai Foshan City Guangdong China

TEL: +86-757-8180 8675

FAX: +86-757-8180 8685

E-mail: [info@liteharbor.com](mailto:info@liteharbor.com)

Website: [www.liteharbor.com](http://www.liteharbor.com)

Specifications subject to change w/o notice

Revision: Jan. 2016



- ④. Keep flat the panel light, as per picture 4.

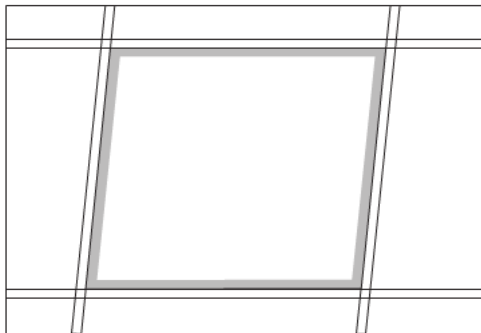


Figure 4, Keep flat the panel light

- ⑤. Turn on the light and check if it is ok.

- ⑥. The lighting effect.



Figure 5, The lighting effect

## 2. The other installation: (ceiling suspended type and ceiling type)

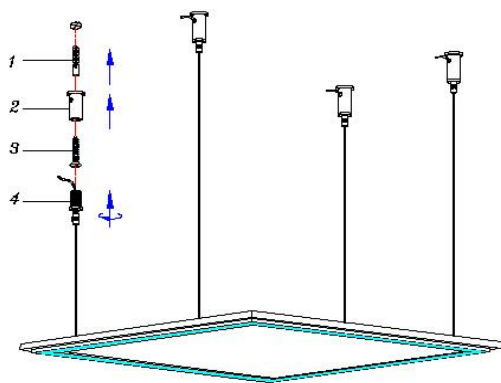


Figure 6, ceiling suspended installation

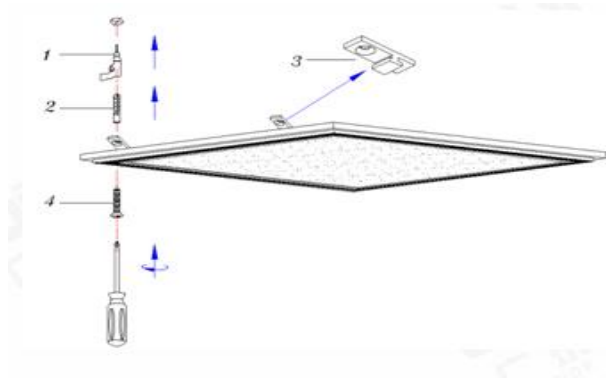


Figure 7, ceiling installation



**Liteharbor Lighting Technology Co., Ltd.**

New Industry Area Hecun Danzao Town  
Nanhai Foshan City Guangdong China

TEL: +86-757-8180 8675

FAX: +86-757-8180 8685

E-mail: info@liteharbor.com

Website: www.liteharbor.com

Specifications subject to change w/o notice

Revision: Jan. 2016



**Notes:**

1. Ensure the LED panel light size is approximately equal with the size of mounted skeleton of gypsum board, otherwise it cannot be installed or will easy to fall off.
2. Ensure the skeleton can bear the weight of LED panel light for a long time before installation.
3. Please disconnect the power input switch when installation, don't install the lamp when it has electricity, in case of electric shock.
4. Must be insulated when connect wires, copper wire cannot be exposed, to prevent short circuit or electric shock.
5. Place the power supply at a reasonable and safe position for convenient change or maintain; in order to avoid affecting ventilation and radiating and prevent fire, there shouldn't be any articles within 50mm around the power pack, especially articles whose flash point are below 80 degree.
6. The products are indoor lamps which do not have waterproof function. They are forbidden to be used in outdoor, humid ,high-temperature, all enclosed or inflammable and explosive places.
7. This product has no dimming function, please don't use it with dimmer.
8. Store products in cool, dry and clean environment if they do not need to be used in a long time.
9. Non-professional person cannot take apart the power pack of this product to maintain, otherwise, we will not give warranty.
10. The parameters in this specification will change comply with the upgrading of products, after changing, there is no further notice, please forgive the inconvenience.

**Liteharbor Lighting Technology Co., Ltd.**

New Industry Area Hecun Danzao Town

Nanhai Foshan City Guangdong China

TEL: +86-757-8180 8675

FAX: +86-757-8180 8685

E-mail: info@liteharbor.com

Website: www.liteharbor.com

Specifications subject to change w/o notice

Revision: Jan. 2016