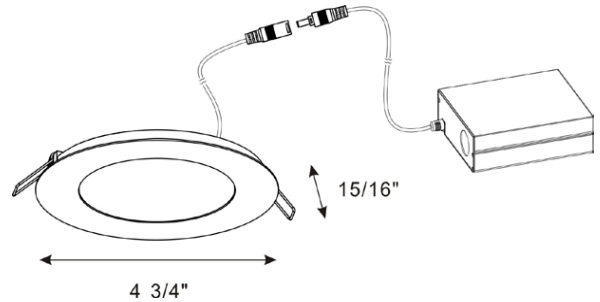


BL4-301
4" Super-thin Round LED
Recessed Panel Light

Catalog #		Prepared by	LiteHarbor
Project		Date	
Notes			



PANEL LIGHT

4" Super-thin Round LED Recessed Panel Light

Description

With only 1/2" clearance, this ultra thin recessed LED Panel is absolutely perfect for tight spaces, soffits and insulated and dropped ceilings.
 Recessed 4" round LED panel with integral driver In connection box. Fits where no other recessed fixture can.
 This LED is 10 watts and replaces a 50 watt halogen
 Save up to 80% energy for same light output.
 The thin Panel profile with spring clips allows for quick and easy installation. Ideal for confined spaces and suitable for damp locations

Features

Available in all 4" round openings.
 Retrofit or New Construction
 1/2" Thin - Install Directly Under Joists, Maximum Layout Flexibility
 Comes with Junction Box & Driver, No Housing Required
 Fast & Easy To Install

A B C D E F G

Item No.: BL4-301

<u>A</u> Series
BL4-301 4" Round & Remodel
BL4-301-NC 4" Round & New Construction

<u>B</u> Input Voltage
120V
277 277V
U 120-347V

<u>C</u> Color Temperature
27 2700K
30 3000K
40 4000K
5000K
6000K


Mounting

Cut Hole In Ceiling And Snap Fixture In Opening
With Attached Spring Clips. 2" Above Ceiling Clearance
Required For Driver.

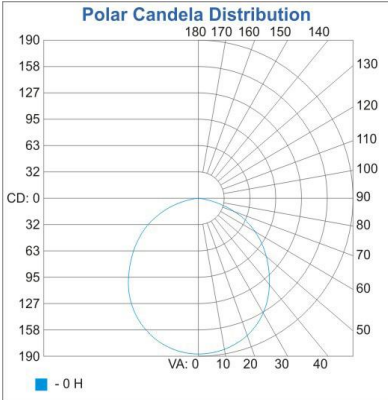
Trim Option



Appearance

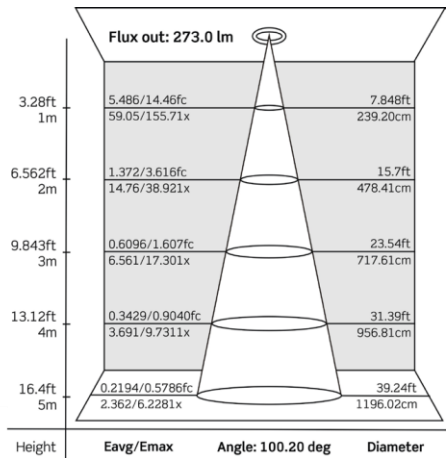


Light Distribution Curve



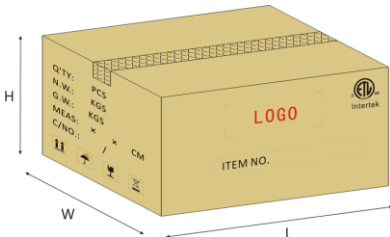
Center Beam FC	Beam Width
3.3ft	17.2 fc
6.7ft	4.17 fc
10.0ft	1.87 fc
13.3ft	1.06 fc
16.7ft	0.67 fc
20.0ft	0.47 fc

Vert. Spread: 109.6



Note: The Curves indicate the illuminated area and the average illumination at a set distance from the LED Down Light.

Packing



CTN Size:

L:480xW:305xH:285mm

- Inner Box Size:

L:145xW:75xH:130mm

- 24PCS/CTN

E|Finish

WH|White

BK|Black

SN|Satin Nickel

F|Mounting

Remodel

New Construction

G|Trim

Trimmed

Trimless

D|Dimmable

Non-Dimmable

DM|Dimmable



Liteharbor Lighting Technology Co., Ltd.

New Industry Area Hecun Danzao Town

Nanhai Foshan City Guangdong China

TEL: +86-757-8180 8675

FAX: +86-757-8180 8685

E-mail: info@liteharbor.com

Website: www.liteharbor.com

Specifications subject to change w/o notice

Revision: Jan. 2016

Specification

Applications	Recessed Ceiling Mount
Wattage	10W
Light Output	800lm
CRI	80+
CCT	2700K-4000K
Driver Input	120V AC or 277V-347V AC 50/60 Hz
Power Factor	0.98
Dimming	TRIAC Dimmers 10%-100% (120V only)
Location	Insulated Ceiling & Damp Locations
Lifespan	50,000 Hours at 70% Light Output
Certification	ETL
Warranty	5 Year Limited for Fixture & Driver

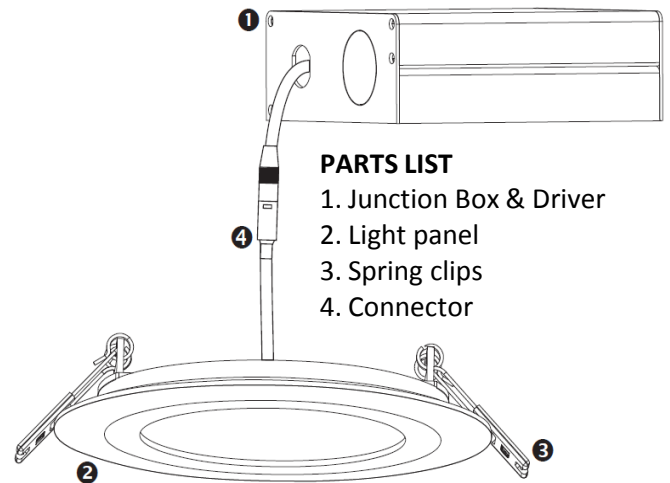
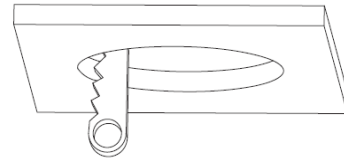


Fig. 1



Installation Instructions

1. Turn power OFF from the electrical panel prior to installation.
2. Determine the location for installation and cut ceiling hole in accordance with cut-hole dimensions. Refer to *Hole Diameter* table for appropriate sizes. (Fig. 1)
3. Open the junction box cover and remove the appropriate knockout(s) on the side panel. (Fig. 2)
4. Insert the electrical supply cable through the knockout and secure with a cable connector (sold separately).
5. Using quick-connect push-in terminals, connect the ground wire to the green wire terminal; black wire to black wire terminal; white wire to white wire terminal. (Fig. 2)

Hole diameter/Diamètre de perforation:	
PROF40 (4")	4 1/4" ± 1/8" (110 ±)
PROF60 (6")	6 5/16" ± 1/8" (160 ± 3mm)

Fig. 2

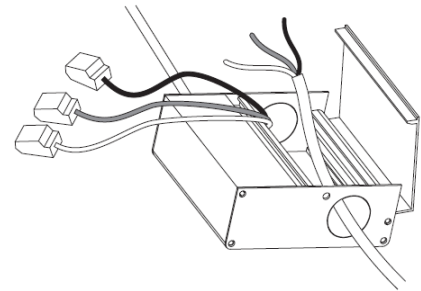
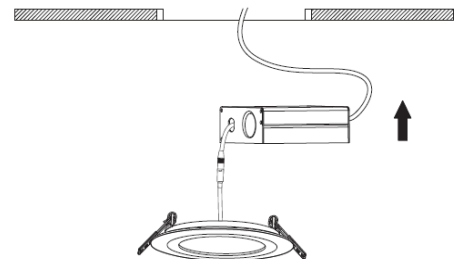


Fig. 3



Liteharbor Lighting Technology Co., Ltd.

New Industry Area Hecun Danzao Town
Nanhai Foshan City Guangdong China

TEL: +86-757-8180 8675

FAX: +86-757-8180 8685

E-mail: info@liteharbor.com

Website: www.liteharbor.com

Specifications subject to change w/o notice

Revision: Jan. 2016

6. Place all wiring and connections back in to the box and close the cover. Connect the driver to the light panel.

7. Insert junction box through the mounting hole. (Fig. 3)

8. Push spring-loaded clips on the fixture upwards and insert fixture base in to the mounting hole. Release the clips and fixture will be pulled flush to the ceiling. (Fig. 4)

Fig. 4

