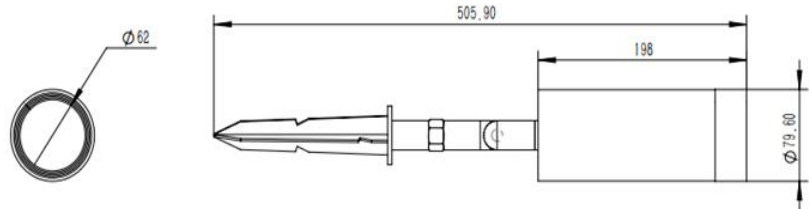


DG6052 GARDEN LIGHT

Catalog #		Prepared by	LiteHarbor
Project		Date	
Notes			



Dimensions



Description

Thermal protection integral to driver
Heavy duty, low profile aesthetic louver trim included
Integral brackets for installation hardware

LED LIGHT ENGINE

18W LED
3000 to 6000K
50,000 hours L70

Fluorescent

29w max
30000 hours

FACE PLATE

The faceplate is available in louver, angled louver, or etched glass, each faceplate is constructed from heavy duty casted aluminum
aceplates are available in a black powder coat finish

Order Matrix

A B C D

Item No. DG6052	
------------------------	--

A	Series
DG6052	Garden Light

B	Finish
BK	Black
WH	White
SV	Silver

C	Wattage
DG6052	LED 18W
DG6053	LED 20W

D	Color Temperature
35K	3500K
40K	4000K
60K	6000K



GARDEN LIGHT



Liteharbor Lighting Technology Co., Ltd.
New Industry Area Hecun Danzao Town
Nanhai Foshan City Guangdong China

TEL: +86-757-8180 8675
FAX: +86-757-8180 8685
E-mail: info@liteharbor.com

Website: www.liteharbor.com
Specifications subject to change w/o notice
Revision: Jan. 2015

FEATURES

Premium aluminum housing,good thermal performance,Little attenuation, longer life
High brightness to flicker,High efficiency optical lens,Light damage
Structure,electric security are complied to EN60598 GB7000 standard requirements.
Gasket for water tight seal in wet locations provides IP65 rating.
Long life power driver 5,0000 hours service life with short circurt protection,
open circuit protection,thermal protection etc.with the LED lamp life.

HOUSING

The housing is constructed of die-cast aluminum
with less than .3% copper to prevent corrosion.
The housing comes standard with two 1/2" horizontal
knockouts to accept the power feed.
Housing comes standard with captive painted stainless steel
fasteners and a molded silicone gasket.

MOUNTING

Recessed wall mounted step light has bracket plates
on the front of the housing allowing the bracket and housing to be secured to joists.
Optional bracket and bar hangers can be ordered for installation.
Specify -BR. Fixture is rated for indoor and outdoor applications,
insulation must be kept 3" away from all sides of the fixture.

LISTING / WARRANTY

ETL Listed to US and Canadian standards for wet locations
5 Year LED Limited Warranty

APPLICATION

Suitable for Park,Square,Residential quarters
Scenic spot and Green Belt etc.



Other Special Requirements please Confirm with Factory



Liteharbor Lighting Technology Co., Ltd.
New Industry Area Hecun Danzao Town
Nanhai Foshan City Guangdong China

TEL: +86-757-8180 8675
FAX: +86-757-8180 8685
E-mail: info@liteharbor.com

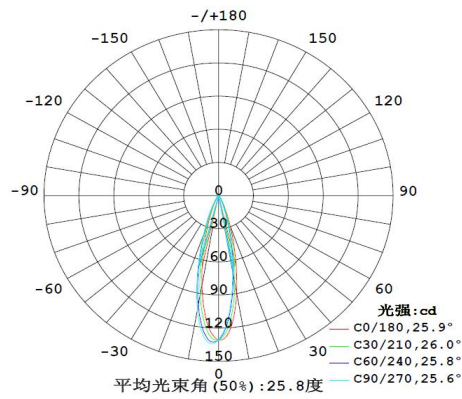
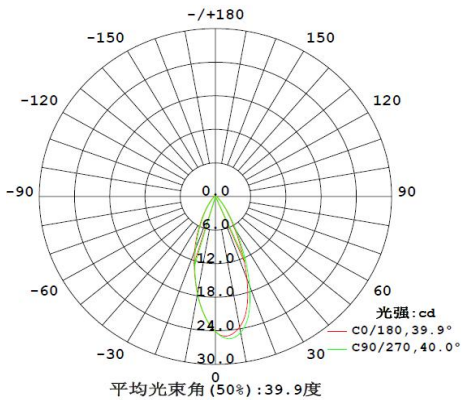
Website: www.liteharbor.com
Specifications subject to change w/o notice
Revision: Jan. 2015



Details



Light distribution curve



Famous Brand Light Source




OSRAM



CREE



Lumileds



Sanan optoelectronics



Liteharbor Lighting Technology Co., Ltd.
 New Industry Area Hecun Danzao Town
 Nanhai Foshan City Guangdong China

TEL: +86-757-8180 8675
 FAX: +86-757-8180 8685
 E-mail: info@liteharbor.com

Website: www.liteharbor.com
 Specifications subject to change w/o notice
 Revision: Jan. 2015