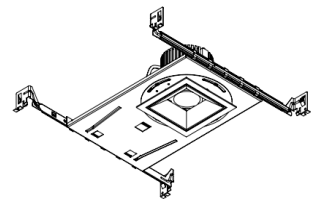
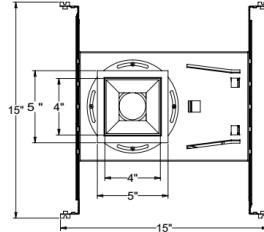
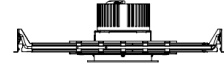
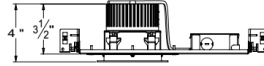


AL4-NC New Construction Adjustable Square LED Recessed Downlight

Catalog #		Prepared by	LiteHarbor
Project		Date	
Notes			



ARCHITECTURAL DOWNLIGHT

Features

- 4-way hanger bar install, the hanger bar can be adjusted from 14½ "-24", to adapt to a variety of joist structures and keel sizes.
- Lamp height can be adjusted, accommodate 1/2 "to 1 1/4" ceiling thickness.
- Trimmed and trimless available.
- Rotated separated reflector, more convenient for parts replacement.
- Isolation driver, high power factor and conversion efficiency, constant current output.
- Square new construction bottom plate can adjust 45 °, suitable for special occasions.
- 4" and 6", square and round new construction share the same bottom plate.
- Different opening accessories, for fast replacement.
- Application: Automotive and Parking, Education, Government, Healthcare, Hospitality, Offices and Banks, Religious, Retail.

Specification

Power	15/20/30W
Voltage	120/230/277V
Lumen	1000/1500/2250LM
Power factor	PF>0.98
CRI	80+/90+
Frequency	50/60Hz
Dimmable	NONE/TRIAC/RD 0-10V
CCT	2700/3000/3500K
Lifespan	50000 H
Certification	ETL



Liteharbor Lighting Technology Co., Ltd.
New Industry Area Hecun Danzao Town
Nanhai Foshan City Guangdong China

TEL: +86-757-8180 8675
FAX: +86-757-8180 8685
E-mail: info@liteharbor.com

Website: www.liteharbor.com
Specifications subject to change w/o notice
Revision: June. 2017



Trim

Die-casting aluminum, high-reflective powder spraying, high light uniformity.

Light Source

High light transmittance, strong light diffusion performance, no shadow, no glare.

Point light source turned into spherical light.

Milky white light transmission rate reach 90% above.

Excellent concealed of light source, achieve the best light transmission rate without seeing the LED lamp bead.

Radiator

Excellent cold forging radiator, good heat dissipation.

Driver

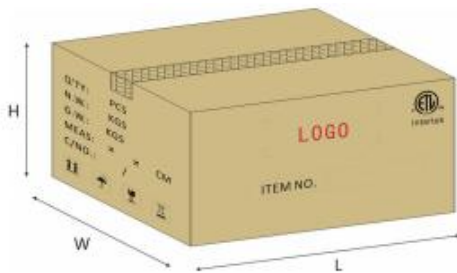
Independent isolation constant current drive, high power factor optional .

Constant current design, high reliability, stable performance.

Wide voltage design, 120V-277V available.

Meets the requirements of safety and electromagnetic compatibility.

Packing



Outer box: 40*40*29.5CM 2PCS/CTN

Ordering Guide

Series	Trim	Open Type	Input Voltage
<input type="checkbox"/> AL4-NC	<input type="checkbox"/> Trimmed	<input type="checkbox"/> Round	<input type="checkbox"/> 120V
4" Adjustable	<input type="checkbox"/> Trimless	<input type="checkbox"/> Square	<input type="checkbox"/> 230V
LED Downlight			<input type="checkbox"/> 277V
			<input type="checkbox"/> 120-277V
Watt/Lumen	Color Temperature	Reflector Finish	
<input type="checkbox"/> 15W 1000LM	<input type="checkbox"/> 2700K	<input type="checkbox"/> White	
<input type="checkbox"/> 20W 1500LM	<input type="checkbox"/> 3000K	<input type="checkbox"/> Black	
<input type="checkbox"/> 30W 2250LM	<input type="checkbox"/> 3500K	<input type="checkbox"/> Stain Nickel	
		<input type="checkbox"/> Clear	



Liteharbor Lighting Technology Co., Ltd.
 New Industry Area Hecun Danzao Town
 Nanhai Foshan City Guangdong China

TEL: +86-757-8180 8675
 FAX: +86-757-8180 8685
 E-mail: info@liteharbor.com

Website: www.liteharbor.com
 Specifications subject to change w/o notice
 Revision: June. 2017

Trim Option

Trimmed



Trimless



ARCHITECTURAL DOWNLIGHT



Liteharbor Lighting Technology Co., Ltd.

New Industry Area Hecun Danzao Town
Nanhai Foshan City Guangdong China

TEL: +86-757-8180 8675

FAX: +86-757-8180 8685

E-mail: info@liteharbor.com

Website: www.liteharbor.com

Specifications subject to change w/o notice

Revision: June. 2017